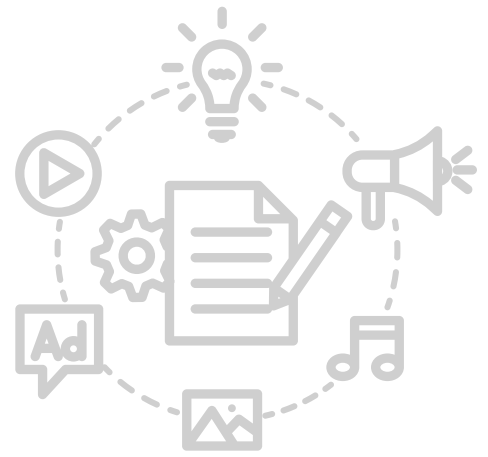


CONSTRUCTION MACHINERY SOLUTIONS



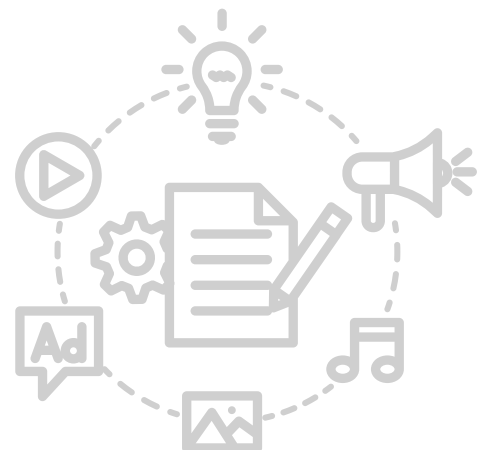
innosis

BUILDING THE FUTURE WITH INNOVATION



CONTENTS

About us	3
Workspaces	4
Products and technical details	5
Certificates	16
Global presence	17
Communication	18





ABOUT US

Founded in 2019 by a modern, young, and dynamic team, INNOSIS Machinery is committed to delivering the highest service standards by offering creative and innovative solutions through its expert staff and by staying at the forefront of the latest technologies. Since its establishment, INNOSIS has rapidly become a recognized brand in the industry by not only offering an extensive portfolio of machinery but also providing customized solutions to meet the specific needs of its clients. The company focuses on ensuring maximum customer satisfaction through comprehensive after-sales services and aims to continuously enhance the quality and variety of its products.

OUR VISION

INNOSIS Machinery operates with the vision of becoming a leading and globally trusted R&D and manufacturing company in its field. Through continuous investments in innovative technologies and robust R&D activities, it aims to set industry standards. By delivering high-quality products and rapid solutions, INNOSIS maintains its competitive edge. The company is committed to sustainable and environmentally friendly production processes. With a strong focus on employee training and international collaborations, it strives to strengthen its leadership position by adapting to industry trends in the global market.

OUR MISSION

The mission of INNOSIS Machinery is to create value for its customers and all stakeholders by providing innovative solutions while safeguarding their interests. The company aims to build reliable, long-term relationships and optimize business processes by offering cutting-edge solutions. By fostering honest and transparent relationships with its partners, INNOSIS develops mutually beneficial business models and strives to continuously add value to both its customers and partners.

Workspaces



SOLAR PLANTS POLES



BARRIER POLES



AGRICULTURAL POLES



SOLAR PANEL CLEANING

QUANTUM SERIES

- 800L SERIES
- 1000 SERIES
- 1200 SERIES
- 1400 SERIES
- QUANTUM SD SERIES
- TRUCK MOUNTED SERIES



800L PILE DRIVER



Engine:	Perkins, Water Cooled (Tier 4)
Maximum post height :	3.1m (10.2')
Hydraulic hammer power:	1060 Joules
Hydraulic hammer weight:	weight 440-620kg (970-1367lb)
Hydrostatic System with cast iron pump & flow rate:	120L (31.7gal)/min @190 bar
Hydraulic oil tank capacity:	150L (39.6 gal) and level indicator
Diesel oil tank capacity:	60L (15.9 gal)
Column inclination both traverse and longitudinal:	+/- 15
Maximal horizontal slide movement column:	700mm (28")
Lateral column movement:	+/- 150mm (5.9")
Maximum post dimension:	180 x 200mm (7.1" x 7.9")
Transport dimensions:	2800mm x 1950mm x 2100mm (9.2' x 6.4' x 6.9') L x W x H
Weight:	3000 Kg (3.3 ton)
Travel Speed:	3.0 kmph (single speed)

1000 PILE DRIVER



Engine:	Perkins, Water Cooled (Tier 4)
Maximum post height :	4.6m (15.1')
Hydraulic hammer power:	1260 Joules
Hydraulic hammer weight:	weight 550-570kg (1212-1256lb)
Hydrostatic System with cast iron pump & flow rate:	120L (31.7gal)/min @190 bar
Hydraulic oil tank capacity:	160L (42.3 gal) and level indicator
Diesel oil tank capacity:	60L (15.9 gal)
Column inclination both traverse and longitudinal:	+/- 15
Maximal horizontal slide movement column:	800mm (31.5")
Lateral column movement:	+/- 150mm (5.9")
Maximum post dimension:	200mm x 220mm (7.9" x 8.7")
Transport dimensions:	3000mm x 2200mm x 2150mm (9.8' x 7.2' x 7.1')
	L x W x H
Weight:	4000 Kg (4.4 ton)
Travel Speed:	3.0 kmph (two speed) on speed one and 5.0 kmph on speed two

1200 PILE DRIVER




Engine:	Perkins, Water Cooled (Tier 4)
Maximum post height :	6.1m (20') 3 stage Telescopic Mast
Hydraulic hammer power:	1350 Joules
Hydraulic hammer weight:	weight 750kg (1653lb)
Hydrostatic System with cast iron pump & flow rate:	120L (31.7gal)/min @190 bar
Hydraulic oil tank capacity:	180L (47.6 gal) and level indicator
Diesel oil tank capacity:	60L (15.9 gal)
Column inclination both traverse and longitudinal:	+/- 15
Maximal horizontal slide movement column:	800mm (31.5")
Lateral column movement:	+/- 150mm (5.9")
Maximum post dimension:	220mm x 220mm (8.7" x 8.7")
Transport dimensions:	3500mm x 2200mm x 2400mm (11.5' x 7.2' x 7.9')
	L x W x H
Weight:	4500kg (4.9 ton)
Travel Speed:	3.0 kmph (two speed) on speed one and 5.0 kmph on speed two

1400 PILE DRIVER



Engine:	Perkins, Turbocharged EU Stage V, US EPA
Maximum post height :	8.1m (26'5") Single Mast. Option for hinge to fold for travelling
Column Rotation:	360°
Hydraulic hammer power:	1500 Joules
Hydraulic hammer weight:	weight 900kg (1984lb)
Hydrostatic System with cast iron pump & flow rate:	120L (31.7gal)/min @190 bar
Hydraulic oil tank capacity:	200L (52.8 gal) and level indicator
Diesel oil tank capacity:	80L (21.1 gal)
Column inclination both traverse and longitudinal:	+/- 15
Maximal horizontal slide movement column:	600mm (24")
Lateral column movement:	+/- 150mm (6")
Maximum post dimension:	220mm x 220mm (8.7" x 8.7")
Transport dimensions:	8000mm x 2250mm x 2400 mm (26.2' x 7.4' x 7.9") L x W x H
Weight:	6500 Kg (7.16 ton)
Travel Speed:	3.0 kmph (two speed) on speed one and 5.0 kmph on speed two

1500 PILE PLACER



QUANTUM 1500 Pile Placer; designed to transport as well as mechanically disperse and lay out piles on your solarfarm construction site. With this machine, operators do not need to physically load and unload piles. The 1500 is equipped with a powerful arm and magnet to pick up and place piles on your site. The 1500 can be controlled using the supplied operator wireless remote.

Tracks: Self-propelled tracked machine with rubber tracks soundproof diesel engine 48HP Tier 4

Translation speed: 2-4 km/h / 1.2 - 2.4 M/h

Maximum pump flow: 78 L/m / 17 G/m

Maximum working pressure: Mpa 15 / 2175 PSI

Oil tank capacity: 75 L / 16 G

Fuel tank capacity: 75 L / 16 G

Remote Control working time: 10 hours

Arm: Hydraulic movement arm with magnetic head. Suitable for I Beam. Max 150KG / 330 Lbs

Weight: 3400 Kg / 7500 Lbs

Dimensions: L x W 3000mm length x 2200mm width 9.85' length x 7.22' width

Maximum load allowed: 4500 Kg / 9920 Lbs

Weight: 3.25 ton

QUANTUM SD SERIES



	400 SD Model	600 SD Model	800 SD Model
ENGINE			
Brand:	Perkins	Perkins	Perkins
Power:	34.6kw	34.6kw	34.6kw
Model:	Water Cooled Engine	Water Cooled Engine	Water Cooled Engine
HYDRAULIC MOTOR			
Power:	3000NM	6000NM	8000NM
RPM:	30-90	30-90	30-90
HYDRAULIC SYSTEM			
Oil Tank:	100L	100L	200L
Oil Flow Rate:	50-100L	50-100L	50-100L
Oil Pressure:	190 Bar	190 Bar	190 Bar
Fuel Tank:	30L	30L	100L
	Hydraulic Pull-Down Chain Drive	Hydraulic Pull Down Chain Drive	Hydraulic Pull Down Chain Drive
Speed:	4.0km/hr	4.0km/hr	4.0km/hr
Max lift height:	2500mm	2900mm	3500mm
	Front Mounted Mast	Side Mounted Mast	Side Mounted Mast
Transport dimensions: (H x W x L mm)	2030 x 1350 x 1850	2030 x 1750 x 2000	2288 x 2280 x 2000
Weight:	2200kg	2500kg	3200kg
Column Inclination:	+10° to -60°	+10° to -60°	+10° to -63°
Lateral Inclination	+10° to -10°	+10° to -10°	+10° to -10°

DTH ROCK DRILL



The QUANTUM DTH Hammers are designed to maximize the usage of supplying compressed air flow, and has applied the most efficient material for each part. Drill through compacted soil, rock and concrete.

Hammer Size	Air Pressure (PSI) Consumption	Air Volume (CFM) Consumption	Hammer Size	Air Pressure (PSI) Consumption	Air Volume (CFM) Consumption
2"	100-250	6-159	12"	150-400	398-1665
3"	100-250	75-280	15"	150-250	800-2110
3"	100-300	130-395	16"	150-250	1150-2850
3.5"	100-350	140-685	17"	150-250	1150-2850
4"	100-350	240-540	19"	150-250	1250-3380
5"	150-400	280-800	23"	150-250	1320-3460
6"	150-400	350-1130	24"	100-200	1900-4000
6.5"	150-400	350-1130	26"	100-200	2200-4500
8"	150-400	450-1500	32"	150-250	3200-6500
10"	150-400	398-1665	40"	150-250	3640-7490

GPS SYSTEM

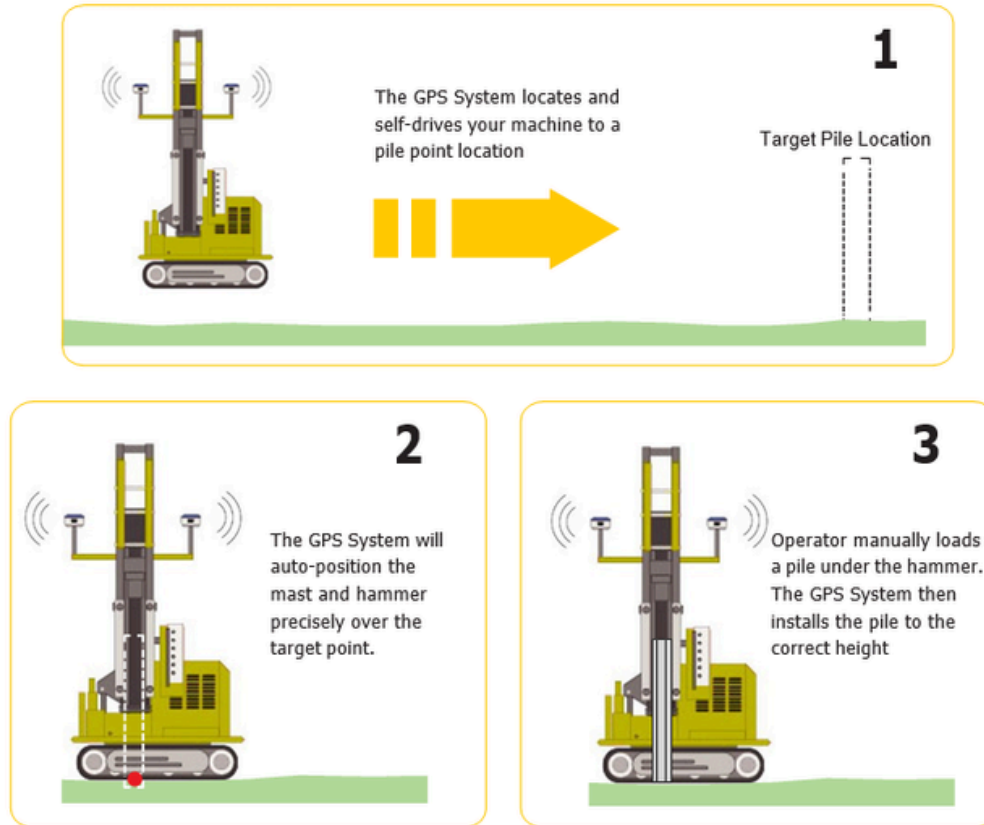


QUANTUM provides a state-of-the-art GPS System that can be retrofitted to your existing pile driver, enhancing the accuracy and efficiency of pile installation for your solar farm projects.

The system is equipped with advanced GPS guidance technology that leverages your project's CAD design data to precisely identify all pile locations on-site. This eliminates the need for a surveyor to manually place individual stakes at each pile location.

Additionally, the system offers fully autonomous capabilities, enabling it to self-drive and automatically position the pile driver at the designated pile point. As a result, your pile installation process is completed more quickly, saving both time and money.

GPS SYSTEM



Two Options to Choose From:

There are two GPS systems available for integration with your pile driver:

PRO SYSTEM - Semi-Autonomous

- Navigation system to guide your operator to the target pile location
- Automatically pinpoints the exact pile location
- Automatically installs piles to the desired height

BASIC SYSTEM - Manual Guidance

- Navigation system to guide your operator to the target pile location
- Navigation system to assist your operator in precisely locating the pile point
- Manual height gauge to monitor pile height

TRUCK MOUNTED SERIES



Engine:	Perkins, Water Cooled (Tier 4)
Cylinders:	34 KW
Hydraulic hammer:	900 Joule
Weight of the hammer:	390 kg (Approx)
Beats per minute:	600 - 1100
Max post size:	160 x 120 x 2700mm
Hydraulic tank litres:	80 Litres
Horizontal movement:	600mm
Transportation dimensions:	1100 x 1900 x 1800mm
Total weight:	1260kg (Approx)

ADVANTAGES

- Faster and more powerful
- Easy maintenance
- Low maintenance cost
- Rotational mounting
- Rigid and durability
- Easy installation & operation

სერტიფიკატი - CERTIFIKA - IGAZOLÁS - INTYG - Vottorò - סיווג - SIJL - POTRDILO - سرٹیفیکیٹ - ΠΙΣΤΟΠΟΙΗΤΙΚΟ





OUR GLOBAL PRESENCE

INNOSIS Machinery is preferred across a wide range of regions, from the United States to Brazil and Kazakhstan. With a rapidly growing global distributor network, we are becoming a larger international family every day, currently operating in over 20 countries. Through the delivery of high-quality products and customer-focused services, INNOSIS is recognized as a reliable business partner in diverse regions and aims to become one of the leading players in the global market.



www.innosys.com.tr

(+90) 352 503 82 00

MİMARŞINAN OSB MAH. 23.CAD.
NO:64 MELİKGAZİ/KAYSERİ

info@innosis.com.tr

